




# STORAGE GEELONG



PRODUCT CATALOGUE

## **EXPERT STORAGE SOLUTIONS INNOVATIVE DESIGN TRADE QUALITY BUILT TO LAST**

### **ABOUT**

Welcome to Storage Geelong, your go-to source for expert storage solutions. Our innovative designs and trade quality products are built to last, ensuring that you can enjoy your organised and clutter-free spaces for years to come.

At Storage Geelong, we take pride in being a leading supplier of high-quality powder coated steel products. Our products are easily recognisable in the independent hardware space, and are well respected for their durability and strength.

All of our products are manufactured in-house by our family-owned manufacturing partner, CYZ Concepts in Zhongshan. This allows us to closely monitor all aspects of the production cycle, from new concept development to manufacturing, packaging, testing, quality control, and shipment. Ensuring the highest levels of quality and craftsmanship in every product we produce.

Our dedicated spare parts team is on hand to provide after-sales support, including spare and replacement parts, as well as advice and tips on how to assemble our products. With offices in Geelong, Melbourne, and Zhongshan, our team is committed to continual improvement, innovation, and development within the hardware market.

**Let Storage Geelong help organise your space, so you can focus on the things that matter most.**



## CONTENTS

<b>PORTABLE TOOLBOXES</b>	<b>03</b>
<b>DIAMOND PLUS BOXES</b>	<b>04</b>
<b>UTE BOXES</b>	<b>07</b>
<b>TRUCK BOX</b>	<b>10</b>
<b>GALVANISED TOOLBOXES</b>	<b>10</b>
<b>SITE STORAGE</b>	<b>11</b>
<b>SAW HORSE</b>	<b>11</b>
<b>ALUMINIUM BOXES</b>	<b>12</b>
<b>STACKER DRAWERS</b>	<b>15</b>
<b>BLACK / BLUE RANGE</b>	<b>16</b>
<b>STORAGE BIN UNITS</b>	<b>17</b>
<b>OVERHEAD CABINETS</b>	<b>21</b>
<b>WORKBENCHES</b>	<b>23</b>
<b>TRULOCK</b>	<b>30</b>
<b>TRULOCK RACKING</b>	<b>31</b>
<b>TRULOCK CABINETS</b>	<b>33</b>

**PORTABLE TOOLBOXES**

M:569827 H:2119626 V:TB100

**SMALL TOOLBOX**



	Width (mm)	Depth (mm)	Height (mm)	Weight (kg)
Product	385	160	139	1.32
Carton (6pcs)	420	360	400	8.8

- ◆ Plastic carry handle
- ◆ Red powder coated steel
- ◆ Lockable hasp & staple
- ◆ 6 pieces per carton



M:259853 H:2371953 V:TB500

**CANTILEVER TOOLBOX**

	Width (mm)	Depth (mm)	Height (mm)	Weight (kg)
Product	467	208	260	4.4
Carton (2pcs)	480	465	270	9.4

- ◆ 5 tray cantilever
- ◆ Red powder coated steel
- ◆ Plastic carry handle
- ◆ Lockable hasp & staple



**DIAMOND PLUS BOXES**

M:728673 H:5550736 V:TB10FMD

**DIAMOND PLUS 480MM**



	Width (mm)	Depth (mm)	Height (mm)	Weight (kg)
Product	480	246	217	4
Carton	521	268	248	5

- ◆ Folded lid design
- ◆ Weather resistant
- ◆ Lockable hasp & staple
- ◆ Diamond plate
- ◆ Carry handle both ends
- ◆ UV resistant paint



M:728674 H:5550744 V:TB20FMD

**DIAMOND PLUS 670MM**

	Width (mm)	Depth (mm)	Height (mm)	Weight (kg)
Product	670	358	255	6.7
Carton	711	378	290	7.9

- ◆ Folded lid design
- ◆ Weather resistant
- ◆ Lockable hasp & staple
- ◆ Diamond plate
- ◆ Carry handle both ends
- ◆ UV resistant paint



**DIAMOND PLUS BOXES**



M:728676 H:5550751 V:TB30FMD  
**DIAMOND PLUS 1050MM**

	Width (mm)	Depth (mm)	Height (mm)	Weight (kg)
Product	1050	401	381	13.7
Carton	1102	450	412	15.6

- ◆ Folded lid design
- ◆ Weather resistant
- ◆ Lockable hasp & staple
- ◆ Diamond plate
- ◆ Carry handle both ends
- ◆ UV resistant paint
- ◆ Gas struts



M:728677 H:5550769 V:TB40FMD  
**DIAMOND PLUS 1220MM**

	Width (mm)	Depth (mm)	Height (mm)	Weight (kg)
Product	1220	510	441	21.2
Carton	1274	558	471	24.8

- ◆ Folded lid design
- ◆ Weather resistant
- ◆ Lockable hasp & staple
- ◆ Diamond plate
- ◆ Carry handle both ends
- ◆ UV resistant paint
- ◆ Gas struts



## DIAMOND PLUS BOXES

M:728679 H:5550785 V:TB3020FMDW

### DIAMOND PLUS TWIN WHITE

	Width (mm)	Depth (mm)	Height (mm)	Weight (kg)
TB20FMDW	670	358	255	6.7
TB30FMDW	1050	401	381	13.7
Carton	1102	450	412	22

- ◆ Two nested boxes
- ◆ Folded lid design
- ◆ Weather resistant
- ◆ Gas struts on TB30FMDW
- ◆ Lockable hasp & staple
- ◆ Diamond plate
- ◆ Carry handle both ends
- ◆ UV resistant white paint



M:728680 H:5550793 V:TB3020FMD

### DIAMOND PLUS TWIN GREY

	Width (mm)	Depth (mm)	Height (mm)	Weight (kg)
TB20FMD	670	358	255	6.7
TB30FMD	1050	401	381	13.7
Carton	1102	450	412	22

- ◆ Two nested boxes
- ◆ Folded lid design
- ◆ Weather resistant
- ◆ Gas struts on TB30FMD
- ◆ Lockable hasp & staple
- ◆ Diamond plate
- ◆ Carry handle both ends
- ◆ UV resistant paint



M:728681 H:5550801 V:TB302010FMD

### DIAMOND PLUS TRIPLE GREY

	Width (mm)	Depth (mm)	Height (mm)	Weight (kg)
TB10FMD	480	246	217	4
TB20FMD	670	358	255	6.7
TB30FMD	1050	401	381	13.7
Carton	1102	450	412	28.3

- ◆ Three nested boxes
- ◆ Folded lid design
- ◆ Weather resistant
- ◆ Gas struts on TB30FMD
- ◆ Lockable hasp & staple
- ◆ Diamond plate
- ◆ Carry handle both ends
- ◆ UV resistant paint



**UTE BOXES**



M:728690 H:5550868 V:UPTB1200MD

**UPRIGHT UTE BOX 1200MM GREY**

	Width (mm)	Depth (mm)	Height (mm)	Weight (kg)
Product	1200	500	700	42.2
Carton	1235	555	735	45.0



- ◆ Grey UV resistant paint
- ◆ Diamond plate body, smooth lid
- ◆ Gas struts
- ◆ 2 Adjustable shelves
- ◆ Weather resistant
- ◆ 4-Point locking system
- ◆ T-Lock handles, keyed alike



M:728692 H:5550876 V:UPTB1200MDW

**UPRIGHT UTE BOX 1200MM WHITE**

	Width (mm)	Depth (mm)	Height (mm)	Weight (kg)
Product	1200	500	700	42.2
Carton	1235	555	735	45.0



- ◆ White UV resistant paint
- ◆ Diamond plate body, smooth lid
- ◆ Gas struts
- ◆ 2 Adjustable shelves
- ◆ Weather resistant
- ◆ 4-Point locking system
- ◆ T-Lock handles, keyed alike



UTE BOXES



M:728693 H:5550884 V:UPTB1500MD

UPRIGHT UTE BOX 1500MM GREY

	Width (mm)	Depth (mm)	Height (mm)	Weight (kg)
Product	1500	500	700	49.2
Carton	1535	555	735	53.4



- ◆ Grey UV resistant paint
- ◆ Diamond plate body, smooth lid
- ◆ Gas struts
- ◆ 2 Adjustable shelves
- ◆ Weather resistant
- ◆ 4-Point locking system
- ◆ T-Lock handles, keyed alike



M:728694 H:5550892 V:UPTB1500MDW

UPRIGHT UTE BOX 1500MM WHITE

	Width (mm)	Depth (mm)	Height (mm)	Weight (kg)
Product	1500	500	700	49.2
Carton	1535	555	735	53.4



- ◆ White UV resistant paint
- ◆ Diamond plate body, smooth lid
- ◆ Gas struts
- ◆ 2 Adjustable shelves
- ◆ Weather resistant
- ◆ 4-Point locking system
- ◆ T-Lock handles, keyed alike



**UTE BOXES**



M:747594 H:5688536 V:GWU1600MD  
**GULL WING 1600MM**

	Width (mm)	Depth (mm)	Height (mm)	Weight (kg)
Product	1600	570	510	38
Carton	1630	600	540	42.1

- ◆ Diamond plate
- ◆ Weather resistant
- ◆ Grey UV resistant paint
- ◆ 4 Gas struts, 2 per lid
- ◆ Adjustable shelf
- ◆ Waterproof T-Lock handles, keyed alike



M:747585 H:5688452 V:TBS900MD  
**ANGLED LID 900MM**

	Width (mm)	Depth (mm)	Height (mm)	Weight (kg)
Product	900	500	500	22.3
Carton	935	545	535	25.9

- ◆ Diamond plate
- ◆ Weather resistant
- ◆ Grey UV resistant paint
- ◆ Gas struts
- ◆ Waterproof T-Lock handle



**TRUCKBOX**



M:747586 H:5688460 V:TRB1210L  
**2 DRAWER TRUCKBOX**

	Width (mm)	Depth (mm)	Height (mm)	Weight (kg)
Product	1210	600	750	96.6
Carton	1310	660	895	108.6



- ◆ With UV resistant paint
- ◆ Gas struts
- ◆ BBS slides for drawers
- ◆ Rubber Seal
- ◆ Double carry handle both ends
- ◆ Waterproof T-Lock handles, keyed alike

**GAL TOOLBOXES**

M:696810 H:5548250 V:TB3010GDL  
**GALVANISED TOOLBOX TWIN PACK**

	Width (mm)	Depth (mm)	Height (mm)	Weight (kg)
TB10GDL	465	280	195	2.57
TB30GDL	1050	365	390	9.53
Carton	1065	390	395	12.1

- ◆ Diamond plate lid & smooth body
- ◆ Carry handle both ends
- ◆ Lockable hasp & staple



**SITE STORAGE**

M:721762 H:5549852 V:SB700N  
**SITE BOX 1230MM**



	Width (mm)	Depth (mm)	Height (mm)	Weight (kg)
Product	1230	636	700	45.8
Carton	1255	660	715	48.8

- ◆ Recessed side handles
- ◆ Gas struts
- ◆ UV resistant paint
- ◆ Secure site storage
- ◆ Lockable
- ◆ Forklift compatible feet 70mm (H)
- ◆ Piano hinge



**SAW HORSE**

M:354019 H:2249639 V:FSHPR  
**SAW HORSE**

	Width (mm)	Depth (mm)	Height (mm)	Weight (kg)
Product	900	440	620	7.1
Pallet (24 pairs)	1150	1030	1290	195.5



- ◆ Folding legs with easy-to-use locking system
- ◆ Comfortable working height
- ◆ Strong support up to 300kg UDL\* on level ground, distributed across both sawhorses
- ◆ Sold as a pair
- ◆ Regular maintenance is recommended, and careful loading during transit is essential



## ALUMINIUM



M:747589 H:5688494 V:ATB1210

## UPRIGHT UTE BOX 1210MM

	Width (mm)	Depth (mm)	Height (mm)	Weight (kg)
Product	1210	500	700	20.2
Carton	1240	550	740	22.5

- ◆ Aluminium chequer plate
- ◆ Concealed stainless steel hinge
- ◆ T-Lock handles and rubber lid seal
- ◆ Fully welded construction
- ◆ Internal shelf



**ALUMINIUM**

M:747593 H:5688528 V:AUUB750L

**UNDER UTE BOX LEFT 750MM**



	Width (mm)	Depth (mm)	Height (mm)	Weight (kg)
Product	750	250	400	5.4
Carton	780	285	425	6.9



- ◆ Aluminium chequer plate
- ◆ Chain stay & rubber seal
- ◆ Added top layer for mounting strength
- ◆ Suitable for left hand rear or right hand front placement
- ◆ 30kg load limit (UDL\*)



M:747591 H:5688510 V:AUUB750R

**UNDER UTE BOX RIGHT 750MM**

	Width (mm)	Depth (mm)	Height (mm)	Weight (kg)
Product	750	250	400	5.4
Carton	780	285	425	6.9



- ◆ Aluminium chequer plate
- ◆ Chain stay & rubber seal
- ◆ Added top layer for mounting strength
- ◆ Suitable for right hand rear or left hand front placement
- ◆ 30kg load limit (UDL\*)



## ALUMINIUM

M:747587 H:5688478 V:ATB760

### CHEQUER PLATE TOOLBOX 760MM

	Width (mm)	Depth (mm)	Height (mm)	Weight (kg)
Product	760	355	245	5
Carton	775	350	260	5.6



- ◆ Aluminium chequer plate
- ◆ Stainless steel hinge
- ◆ Flush fitted chrome plated handles
- ◆ Cylinder lock with key
- ◆ Fully welded construction




M:747588 H:5688486 V:ATB1230

### CHEQUER PLATE TOOLBOX 1230MM

	Width (mm)	Depth (mm)	Height (mm)	Weight (kg)
Product	1230	380	380	11
Carton	1245	395	395	11.6



- ◆ Aluminium chequer plate
- ◆ Stainless steel hinge
- ◆ Flush fitted chrome plated handles
- ◆ Cylinder lock with key
- ◆ Fully welded construction




M:747590 H:5688502 V:ASL1200

### ANGLE LID UTE BOX 1210MM

	Width (mm)	Depth (mm)	Height (mm)	Weight (kg)
Product	1200	600	500	21
Carton	1215	615	515	21.6



- ◆ Aluminium chequer plate
- ◆ Stainless steel hinge
- ◆ T-lock handles
- ◆ Gas struts & rubber seal
- ◆ Angle lid design with reinforcer



**STACKER DRAWERS**



M:6934137 H:818531 V:SG-DSLST1000RS  
**LOW STACKER DRAWER**



	Width (mm)	Depth (mm)	Height (mm)	Weight (kg)
Product	1000	1200	188	45.2
Carton	1030	1240	215	48

- ◆ Stackable drawer system
- ◆ Powder coated steel
- ◆ 3-Point lockable
- ◆ Heavy duty roller slides on base
- ◆ 100kg Safe load limit (UDL\*)
- ◆ Maximum 3 units stacked



M:818532 H:6934145 V:SG-DSL1200RS  
**STACKER DRAWER**

	Width (mm)	Depth (mm)	Height (mm)	Weight (kg)
Product	500	1200	350	38
Carton	540	1240	390	40

- ◆ Stackable drawer system
- ◆ Powder coated steel
- ◆ 3-Point lockable
- ◆ Heavy duty roller slides on base
- ◆ 100kg Safe load limit (UDL\*)
- ◆ Maximum 3 units stacked



## TROLLEY & CHEST COMBO BLACK/BLUE

M:832144 H:7103237 V:CTC6156

### 6 DRAWER TROLLEY & CHEST COMBO



	Width (mm)	Depth (mm)	Height (mm)	Weight (kg)
Product	615	295	1018	22.1
Carton	690	370	660	25.7

- ◆ Trolley and chest combination
- ◆ 6 Drawers with BBS & EVA Liners
- ◆ Metal top lid stay and key lockable chest
- ◆ PC Steel black outer, blue drawers
- ◆ Carry handles on chest
- ◆ 4 x 3" Swivel castors
- ◆ 15kg Load rating per drawer (UDL\*)
- ◆ Chest comes nested within trolley, basic assembly required
- ◆ Chest size: 600(W) x 260(D) x 340(H)mm
- ◆ Trolley size: 615(W) x 295(D) x 700(H)mm



9 313213 008543

## TRUCKBOX BLACK/BLUE

M:829148 H:7066038 V:TB7754

### 4 DRAWER TRUCK BOX

	Width (mm)	Depth (mm)	Height (mm)	Weight (kg)
Product	747	436	700	74.5
Carton	820	505	825	82

- ◆ UV Resistant powder coated steel
- ◆ Black outer and blue drawers
- ◆ Ideal for truck or trailer
- ◆ Fully welded, fully assembled
- ◆ Top lifting lid with lockable hasp & staple
- ◆ 2 Lift-out steel carry-alls
- ◆ 4 Nickel-plated plastic grip side handles
- ◆ 4 Drawers with friction slides and dividers
- ◆ Central locking pin
- ◆ 820(W)x505(D)x825(H)mm



9 313213 008512

\*UDL = Uniformly Distributed Load

**STORAGE BIN UNITS**



M:701428 H:5548425 V:BR15

**15 BIN RACK UNIT**

	Width (mm)	Depth (mm)	Height (mm)	Weight (kg)
Product	540	257	403	2.8
Carton	545	190	209	3.3

- ◆ 15 Plastic red bins
- ◆ Powder coated steel stand
- ◆ Easy nut & bolt assembly
- ◆ Wall mountable



M:680658 H:5545876 V:BR24WF

**24 BIN RACK UNIT**

	Width (mm)	Depth (mm)	Height (mm)	Weight (kg)
Product	860	235	638	6.4
Carton	950	260	240	7.6


- ◆ 24 Plastic bins
- ◆ 14 small red & 10 large blue
- ◆ Powder coated steel stand
- ◆ Easy nut & bolt assembly
- ◆ Wall mountable



# INTRODUCTION TO GARAGE MIX & MATCH

## Measure

- Measure your available space
- Remember to include height, length and depth measurements in millimeters



## Step 1 - Select Workbench Length



WORKBENCH 1000mm

OR



WORKBENCH 1865mm

## Step 2 - Select Uprights



1 FOR SMALL

OR



2 FOR LARGE

## Step 3 - Select Overhead Cabinets



1 FOR SMALL

OR



2 FOR LARGE

- ◆ Customised storage solution suitable for Garage, Retail, Factory, and Office
- ◆ Sold as individual Mix & Match components
- ◆ Stylish matte texture black finish
- ◆ Easy to assemble
- ◆ Built to last
- ◆ 500kg load distribution per workbench (UDL\*)

## Step 4 – Select Accessories



TROLLEY

+



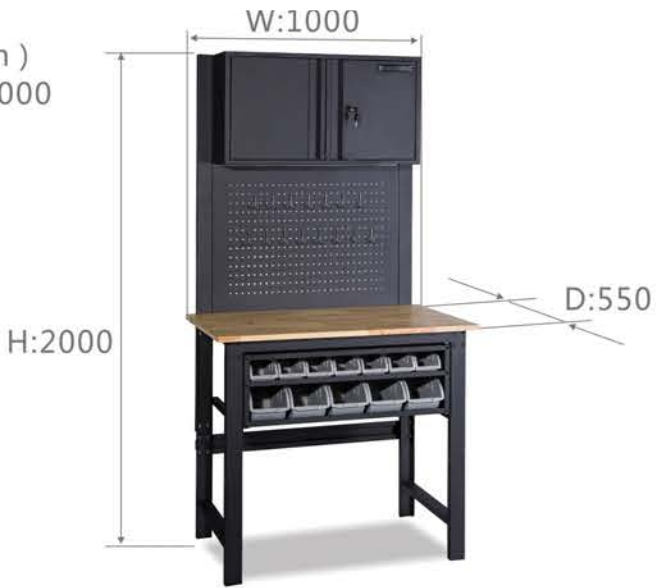
BIN RACK

## Step 5: Assemble bespoke unit



Available as individual components for a fully versatile storage solution

W×D×H ( mm )  
1000×550×2000



# GARAGE M



All  STORAGE GEELONG shelving is compa



**MIX & MATCH**  
**GE GEELONG**



Compatible with this Garage Storage Range

**GARAGE MIX & MATCH**

**OVERHEAD CABINETS**

M:707620 H:5549001 V:OC11002D  
**2 DOOR 3 BAY OVERHEAD CABINET**



	Width (mm)	Depth (mm)	Height (mm)	Weight (kg)
Product	1100	203	600	15.5
Carton	1157	260	662	16.85

- ◆ 2 Door metal overhead cabinet
- ◆ Central open shelf
- ◆ Matte texture black finish
- ◆ 6 adjustable shelves
- ◆ Wall mountable
- ◆ Lockable doors with handle
- ◆ Easy assembly
- ◆ 90kg load limit for complete unit (UDL\*)



M:763076 H:6213029 V:GOC800  
**2 DOOR OVERHEAD CABINET**

	Width (mm)	Depth (mm)	Height (mm)	Weight (kg)
Product	800	225	450	9
Carton	825	250	475	10.2

- ◆ 2 Door metal overhead storage cabinet
- ◆ Matte texture black finish
- ◆ Wall mountable
- ◆ Adjustable shelf
- ◆ Cylinder lock
- ◆ Fully assembled
- ◆ To suit the GARAGE MIX & MATCH range
- ◆ 30kg load distribution per shelf (UDL\*)



# GARAGE MIX & MATCH

## BIN RACK

M:763075 H:6213011 V:GBR12

### 12 PIECE BIN RACK UNIT



	Width (mm)	Depth (mm)	Height (mm)	Weight (kg)
Product	800	270	270	7.2
Carton	815	285	285	8.2



9 313213 007959

- ◆ 12 grey plastic bins
- ◆ 5 large, 7 small
- ◆ Matte texture black steel frame
- ◆ Easy assembly
- ◆ To suit the GARAGE MIX & MATCH range
- ◆ 20kg load distribution per unit (UDL\*)

## PEGBOARD

M:763072 H:6212989 V:GPB920

### PEGBOARD UPRIGHT

	Width (mm)	Depth (mm)	Height (mm)	Weight (kg)
Product	924	20	1570	9
Carton	1600	680	67	10.7



9 313213 006594

- ◆ Powder coated steel pegboard upright
- ◆ To suit the GARAGE MIX & MATCH range
- ◆ Matte texture black finish
- ◆ Easy to assemble to garage workbench
- ◆ Requires single upright for small workbench or join two uprights for large workbench
- ◆ Includes 15 hooks
- ◆ 40kg load distribution per pegboard (UDL\*)



## WORKBENCHES

M:763073 H:6212997 V:GWB1000

## 1000MM WORKBENCH



	Width (mm)	Depth (mm)	Height (mm)	Weight (kg)
Product	1000	550	920	15.5
Carton	1030	610	160	16.9

- ◆ Premium rubberwood timber top
- ◆ Matte texture black frame
- ◆ Easy assembly
- ◆ To suit the GARAGE MIX & MATCH range
- ◆ 500kg workbench load limit (UDL\*)



M:763074 H:6213003 V:GWB1865

## 1865MM WORKBENCH

	Width (mm)	Depth (mm)	Height (mm)	Weight (kg)
Product	1865	550	920	28.5
Carton	1900	610	160	30.8

- ◆ Premium rubberwood timber top
- ◆ Matte texture black frame
- ◆ Easy assembly
- ◆ To suit the GARAGE MIX & MATCH range
- ◆ 500kg workbench load limit (UDL\*)



**GARAGE MIX & MATCH**



M:796454 H:6709471 V:KT6125  
**5 DRAWER TOOL TROLLEY**

	Width (mm)	Depth (mm)	Height (mm)	Weight (kg)
Product	685	316	756	25
Carton	655	345	355	28

- ◆ Matte texture black powder coated steel
- ◆ Ball bearing drawer slides
- ◆ Key lockable
- ◆ 4 castors, 2 swivel with brake
- ◆ Convenient flat pack design, with easy assembly



M:759867 H:6164149 V:WBPRO3  
**WORKBENCH WITH PEGBOARD**

	Width (mm)	Depth (mm)	Height (mm)	Weight (kg)
Product	1155	565	1494	32.7
Carton	1170	615	100	33.6

- ◆ Rivet assembly, nuts & bolts for added strength
- ◆ MDF Workbench
- ◆ Single drawer
- ◆ Particle board shelf and drawer liners
- ◆ Powder coated steel pegboard upright with 15 hooks
- ◆ Small top parcel tray
- ◆ 100kg load limit (UDL\*) for workbench



\*UDL = Uniformly Distributed Load

**SHELVING RANGE GUIDE**

**LIGHT DOMESTIC SHELVING <99KG LOAD DISTRIBUTION**



**MEDIUM DOMESTIC SHELVING 100-199KG LOAD DISTRIBUTION**



**HEAVY DOMESTIC SHELVING 200-299KG LOAD DISTRIBUTION**



**TRADE SHELVING 300KG+ LOAD DISTRIBUTION**



**LIGHT DOMESTIC SHELVING <99KG LOAD DISTRIBUTION**



M:643164 H:2480044 V:PCRE604B

**4 TIER ROLLED EDGE**

	Width (mm)	Depth (mm)	Height (mm)	Weight (kg)
Product	710	300	1370	4.9
Carton	730	320	70	5.45

- ◆ Powder coated steel
- ◆ Rolled edge uprights
- ◆ 4 Steel shelves
- ◆ 60kg load limit (UDL\*) per shelf
- ◆ Easy nut & bolt assembly



\*UDL = Uniformly Distributed Load

**MEDIUM DOMESTIC SHELVING 100-199KG LOAD DISTRIBUTION**



M:762701 H:6212369 V:PCREM1755  
**5 TIER ROLLED EDGE**

	Width (mm)	Depth (mm)	Height (mm)	Weight (kg)
Product	825	325	1500	15.5
Carton	870	420	58	16.1

- ◆ Matte texture black powder coated steel
- ◆ Rolled edge uprights
- ◆ 5 MDF shelves
- ◆ 175kg load limit (UDL\*) per shelf
- ◆ Easy slot-fix assembly



M:762702 H:6212377 V:PCREM1754  
**4 TIER ROLLED EDGE**

	Width (mm)	Depth (mm)	Height (mm)	Weight (kg)
Product	825	325	1500	13.9
Carton	870	392	68	14.5

- ◆ Matte texture black powder coated steel
- ◆ Rolled edge uprights
- ◆ 4 MDF shelves
- ◆ 175kg load limit (UDL\*) per shelf
- ◆ Easy slot-fix assembly



M:762703 H:6212385 V:PCREM1755H  
**5 TIER ROLLED EDGE TALL**

	Width (mm)	Depth (mm)	Height (mm)	Weight (kg)
Product	825	325	1805	16.2
Carton	974	388	70	16.87

- ◆ Matte texture black powder coated steel
- ◆ Rolled edge uprights
- ◆ 5 MDF shelves
- ◆ 175kg load limit (UDL\*) per shelf
- ◆ Easy slot-fix assembly



HEAVY DOMESTIC SHELVING 200-299KG LOAD DISTRIBUTION



M:762704 H:6212393 V:PCRM2505D

5 TIER RIVET

	Width (mm)	Depth (mm)	Height (mm)	Weight (kg)
Product	1240	630	1830	40.4
Carton	1260	680	85	41.5

- ◆ Matte texture black powder coated steel
- ◆ 5 MDF shelves
- ◆ 250kg load limit (UDL\*) per shelf
- ◆ Easy assembly rivet design
- ◆ Flexible assembly options



M:762705 H:6212401 V:PCRM2503

3 TIER RIVET

	Width (mm)	Depth (mm)	Height (mm)	Weight (kg)
Product	1149	559	917	25.1
Carton	1197	610	75	25.8

- ◆ Matte texture black powder coated steel
- ◆ 3 MDF shelves
- ◆ 250kg load limit (UDL\*) per shelf
- ◆ Easy assembly rivet design



**TRADE SHELVING 300KG+ LOAD DISTRIBUTION**



M:762686 H:6212419 V:PCRM3505600  
**5 TIER RIVET 600MM**

	Width (mm)	Depth (mm)	Height (mm)	Weight (kg)
Product	600	420	1830	20.4
Carton	965	455	105	21.3

- ◆ Matte texture black powder coated steel
- ◆ 5 MDF shelves
- ◆ 350kg load limit (UDL\*) per shelf
- ◆ Easy assembly rivet design
- ◆ Flexible assembly options



M:762687 H:6212427 V:PCRM3505  
**5 TIER RIVET 920MM**

	Width (mm)	Depth (mm)	Height (mm)	Weight (kg)
Product	920	420	1830	27
Carton	965	455	105	28.4

- ◆ Matte texture black powder coated steel
- ◆ 5 MDF shelves
- ◆ 350kg load limit (UDL\*) per shelf
- ◆ Easy assembly rivet design
- ◆ Flexible assembly options



M:762692 H:6212435 V:PCRM35051200  
**5 TIER RIVET 1220MM**

	Width (mm)	Depth (mm)	Height (mm)	Weight (kg)
Product	1220	420	1830	31.5
Carton	1285	497	107	34.9

- ◆ Matte texture black powder coated steel
- ◆ 5 MDF shelves
- ◆ 350kg load limit (UDL\*) per shelf
- ◆ Easy assembly rivet design
- ◆ Flexible assembly options



# TRULOCK<sup>®</sup>


## TRADE SHELVING 500KG LOAD DISTRIBUTION UDL\*

Need organisation? TRULOCK has you sorted. Say goodbye to clutter and hello to our range of heavy-duty products, providing the perfect solution for all your storage needs.

- Versatile storage solutions suitable for **Garage, Retail, Factory and Office**
- Easy to assemble, convenient kit form, with all the parts you need
- Built to last
- Racking rated to hold up to 500kg per shelf UDL\*
- Cabinets rated to hold up to 100kg per shelf UDL\*
- The range consists of premium hammertone powder coated steel and galvanised steel
- All cabinets are key lockable with adjustable shelves

### Step 1: Measure

- Measure your available space
- Remember to include height, length and depth measurements in millimeters



### Step 2: Select TRULOCK Racking



### Step 3: Select TRULOCK Cabinet



# TRULOCK®

## RACKING FULL PACKS



M:831316 H:7092922 V:TLS5003  
**TRULOCK 3 SHELF 1344MM  
 H/DUTY 500KG**

	Width (mm)	Depth (mm)	Height (mm)	Weight (kg)
Product	1344	610	1830	46
Carton	1870	646	226	49.2

- ◆ Heavy duty racking system
- ◆ Premium hammertone powder coated steel
- ◆ 3 Adjustable shelves, strong 15mm MDF board
- ◆ 500kg load limit (UDL\*) per shelf
- ◆ 2000kg load limit (UDL\*) per pair of uprights
- ◆ Easy assembly
- ◆ Suitable for home, office, workshop or garage

M:680681 H:5362108 V:TL5003  
**TRULOCK 3 SHELF 1954MM  
 H/DUTY 500KG**



9 313213 008499

	Width (mm)	Depth (mm)	Height (mm)	Weight (kg)
Product	1954	610	1830	65
Carton	1928	646	226	70

- ◆ Heavy duty racking system
- ◆ Premium hammertone powder coated steel
- ◆ 3 Adjustable shelves, strong 15mm MDF board
- ◆ 500kg load limit (UDL\*) per shelf
- ◆ 2000KG Evenly distributed load capacity per upright pair (UDL\*)
- ◆ Easy assembly
- ◆ Suitable for home, office, workshop or garage



9 313213 004934

# TRULOCK®

## RACKING FULL PACKS



H:7093008 V:TLS5004-A

H:7093016 V:TLS5004-B



M:831317 V:TLS5004

## TRULOCK 4 SHELF 1344MM H/DUTY 500KG

	Width (mm)	Depth (mm)	Height (mm)	Weight (kg)
Product	1344	610	1830	57
Carton (1 of 2)	1870	646	150	31.4
Carton (2 of 2)	1870	646	150	31.4

- ◆ Heavy duty racking system
- ◆ Premium hammertone powder coated steel
- ◆ 4 Adjustable shelves, strong 15mm MDF board
- ◆ 500kg load limit (UDL\*) per shelf
- ◆ 2000kg load limit (UDL\*) per pair of uprights
- ◆ Easy assembly
- ◆ Suitable for home, office, workshop or garage
- ◆ Two carton multi-pick

M:831318 V:TL5004

## TRULOCK 4 SHELF 1954MM H/DUTY 500KG

	Width (mm)	Depth (mm)	Height (mm)	Weight (kg)
Product	1344	610	1830	76.6
Carton (1 of 2)	1928	646	150	41.1
Carton (2 of 2)	1928	646	150	41.1

- ◆ Heavy duty racking system
- ◆ Premium hammertone powder coated steel
- ◆ 4 Adjustable shelves, strong 15mm MDF board
- ◆ 500kg load limit (UDL\*) per shelf
- ◆ 2000kg load limit (UDL\*) per pair of uprights
- ◆ Easy assembly
- ◆ Suitable for home, office, workshop or garage
- ◆ Two carton multi-pick



H:7093024 V:TL5004-A

H:7093032 V:TL5004-B



# TRULOCK®

CABINETS - PC HAMMERTONE STEEL



M:841116 H:7255086 V:TLC16804H  
**TRULOCK 2 DOOR, 4 SHELF,  
 PC STEEL CABINET**

	Width (mm)	Depth (mm)	Height (mm)	Weight (kg)
Product	760	380	1680	36.2
Carton	1735	465	165	39.3

- ◆ 2 Door heavy duty cabinet with premium hammertone powder coated steel
- ◆ 4 Shelves, three adjustable and one fixed
- ◆ 100kg Per shelf and 400KG per cabinet load limit (UDL\*)
- ◆ Secure 2-point locking system with key
- ◆ Reinforced shelves for extra strength and durability
- ◆ Easy nut & bolt assembly with slot fix shelves



M:841112 H:7255052 V:TLC18305H  
**TRULOCK 2 DOOR, 5 SHELF, PC STEEL CABINET**

	Width (mm)	Depth (mm)	Height (mm)	Weight (kg)
Product	800	400	1830	43
Carton	1905	485	160	46.3

- ◆ 2 Door heavy duty cabinet with premium hammertone powder coated steel
- ◆ 5 Shelves, four adjustable and one fixed
- ◆ 100kg Per shelf and 500KG per cabinet load limit (UDL\*)
- ◆ Secure 2-point locking system with key
- ◆ Reinforced shelves for extra strength and durability
- ◆ Easy nut & bolt assembly with slot fix shelves



# TRULOCK®

CABINETS - GALVANISED STEEL

M:841115 H:7255078 V:TLC16804G

## TRULOCK 2 DOOR, 4 SHELF, GALVANISED CABINET



	Width (mm)	Depth (mm)	Height (mm)	Weight (kg)
Product	760	380	1680	32.7
Carton	1730	465	160	36

- ◆ 2 Door heavy duty galvanised steel cabinet
- ◆ 4 Shelves, three adjustable and one fixed
- ◆ 100kg Per shelf and 400KG per cabinet load limit (UDL\*)
- ◆ Secure 2-point locking system with key
- ◆ Reinforced shelves for extra strength and durability
- ◆ Easy nut & bolt assembly with slot fix shelves



M:841113 H:7255060 V:TLC18305G

## TRULOCK 2 DOOR, 5 SHELF, GALVANISED CABINET

	Width (mm)	Depth (mm)	Height (mm)	Weight (kg)
Product	800	400	1830	39
Carton	1905	485	160	42.2

- ◆ 2 Door heavy duty galvanised steel cabinet
- ◆ 5 Shelves, four adjustable and one fixed
- ◆ 100kg Per shelf and 500KG per cabinet load limit (UDL\*)
- ◆ Secure 2-point locking system with key
- ◆ Reinforced shelves for extra strength and durability
- ◆ Easy nut & bolt assembly with slot fix shelves



Looking for storage solutions that can withstand even the toughest of tasks? Look no further than our innovative and trade quality powder coated steel hardware products. Our products are perfect for those who enjoy DIY projects, building, fixing, and organizing cluttered spaces.

For product inquiries, including spare and replacement parts, please reach out to the team via [products@dbsam.com.au](mailto:products@dbsam.com.au) or (03) 9887 8138.



 **STORAGE GEELONG**

MANUFACTURED BY

